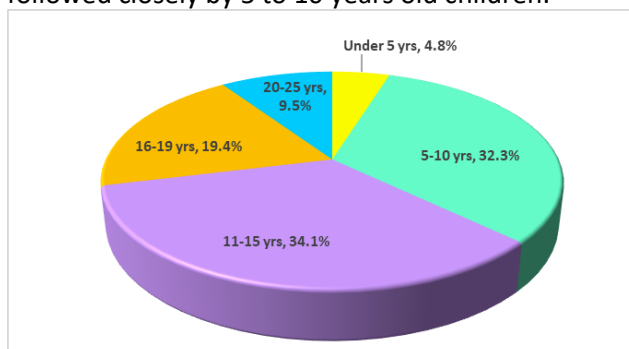


## SEND Headline figures:

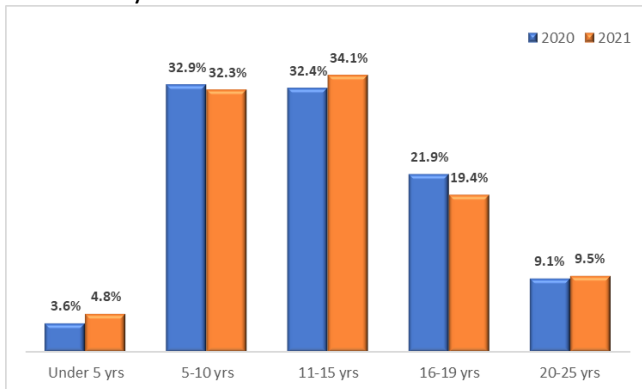
- Wokingham maintained EHC plans for 1488 children and young people, an increase of 17% compared to last year.
- In terms of placements on the school census day,
  - 57.1% were placed in Wokingham schools (mainstream, special schools, AP/PRU)
  - 34.3% were placed in out of Borough schools, colleges and alternative providers
  - 4.4% were Not in Education, Employment or Training (NEET)
  - 1.7% had other arrangements made by their parents and/or LA
  - 1.6% were awaiting placements
  - 0.7% were in early years settings
  - 8 were Electively Home Educated, compared to 11 in previous year.
- Autistic Spectrum Order (39%) was the highest percentage of primary need of the children - followed by Social, Emotional and Mental Health (21%) –. Compared to January 2020, ASD and SEMH have been 2% and 1% lower than 2021.
- During the 2021 calendar year
  - 81% EHC plans were issued within 20 weeks from the initial requests, a rise of 21% from 2020.  
The performance in 2021 is significantly higher than 2020 national (55.6%), south east (47.8%), statistical neighbours (57.4%) figures.
  - 324 initial requests were made for assessment for an EHC plan – again an increase of 21% from 2020.
  - 46 initial requests for assessment for EHC plan were refused – a 19% decrease from 2020.
  - 9 mediation cases were held, 3 of them being followed by appeals to tribunals – compared to 11 mediation cases and 4 of them followed by appeals to tribunals in 2020.

## Age groups

The following chart shows the distribution of plans by age group. 11-15 years is the largest cohort followed closely by 5 to 10 years old children.



Comparing with 2020, we see the highest increase in EHCPs was in the 11-15 years age group, followed by under 5s.

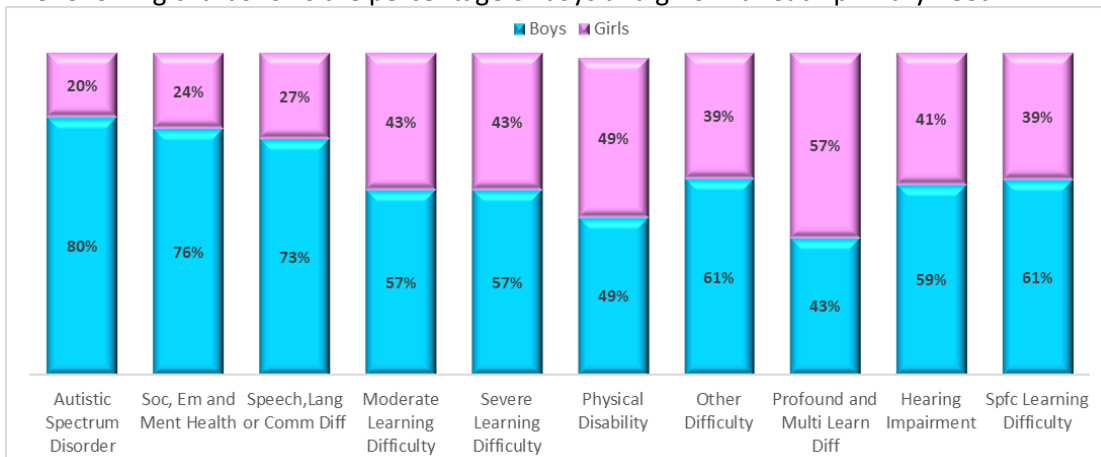


**Primary need by gender**

The following chart shows the percentage of each need by gender.

- Of children with ASD 80% are boys, followed by SEMH (76%) and communication difficulties (73%)
- The only need where the majority are girls is for profound and multiple learning difficulties (20 girls and 15 boys)

The following chart shows the percentage of boys and girls with each primary need:



## Primary Need by Age

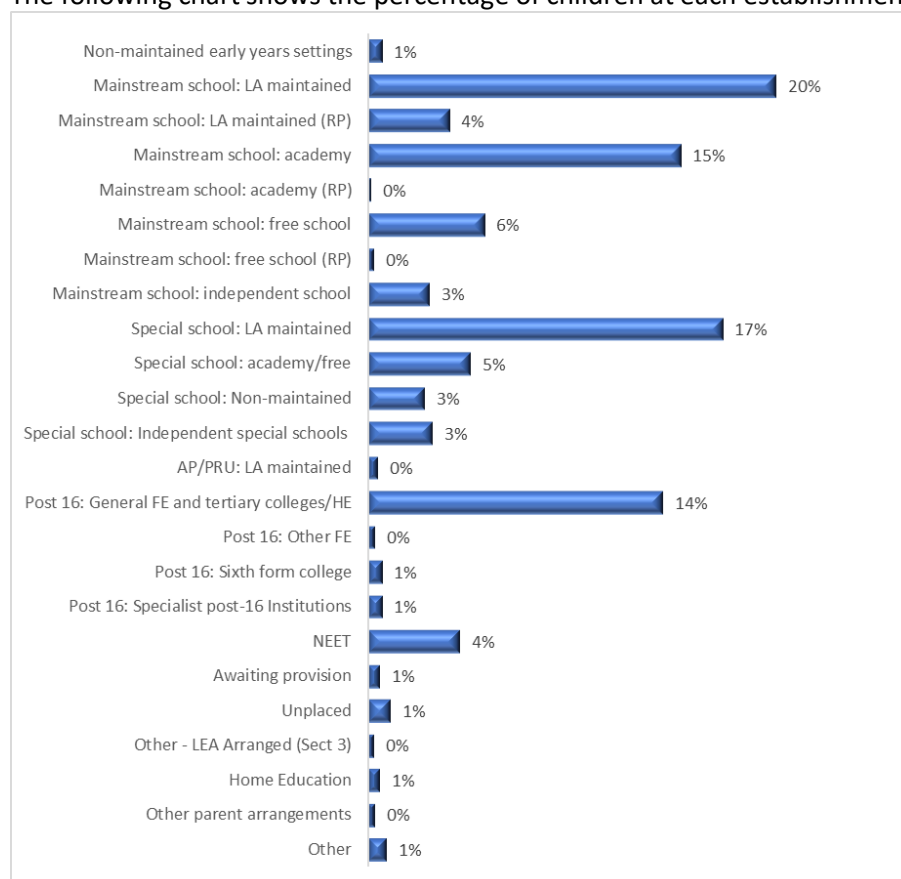
The age groups 5-10 and 11-15 has a mix of high percentages of the primary needs. The table below is a breakdown by age and primary need. The colour scale is defined for each primary need – the dark RED in each primary need row denotes the age group with highest percentage of the need.

<b>DfE Primary Need Code</b>	<b>Under 5</b>	<b>5 to 10</b>	<b>11 to 15</b>	<b>16 to 19</b>	<b>20 to 25</b>
Autistic Spectrum Disorder	2.4%	30.4%	37.5%	18.0%	11.6%
Soc, Em and Ment Health	1.3%	27.0%	38.2%	27.0%	6.6%
Speech, Lang or Comm Diff	18.2%	55.8%	15.6%	6.5%	3.9%
Moderate Learning Difficulty	2.2%	32.1%	35.1%	20.1%	10.4%
Severe Learning Difficulty	3.2%	33.0%	25.5%	24.5%	13.8%
Physical Disability	1.6%	36.1%	26.2%	23.0%	13.1%
Other Difficulty	26.8%	41.5%	19.5%	12.2%	0.0%
Profound and Multi Learn Diff	2.9%	17.1%	54.3%	11.4%	14.3%
Hearing Impairment	3.7%	22.2%	37.0%	29.6%	7.4%
Spfc Learning Difficulty	13.0%	8.7%	47.8%	13.0%	17.4%
Vision Impairment	14.3%	42.9%	14.3%	28.6%	0.0%

## Establishment type

The highest cohort is in LA maintained mainstream schools.

The following chart shows the percentage of children at each establishment as named in the plan.:



### Primary needs by establishment

Out of the 531 children placed in an establishment with Autistic Spectrum Disorder, 310 are in Wokingham schools, 221 are out of borough. Five are being electively home educated.

Out of the 275 children placed in an establishment with Social, emotional or mental health issues, 145 are in Wokingham schools, 130 are out of borough. One is being electively home educated.

The following chart shows primary need as a percentage comparing Wokingham and out-of-borough (which includes those awaiting provision):

